


8 h G ade Di ec i n : T T I !"#\$\$!"&  
CMS □□□□ /  
9/□ /□□□ T T T I L

Sched le: '\$!(!" ) \* + + " , & - . % \* , ( % / ( . \* ( . " - ) 0 ( . 0 " ( 1 % . 2 " ( 3 4 2 " / / \* , ( & \$ ! % , 5 ( . 0 " ( 6 ! & ( 7 " " 8 ( \* 9 ( / ) 0 \* \* 2 : ( 7 0 % ) 0 ( 7 \* \$ & ( ; " ( & \$ ! % , 5 ( . 0 " ( 7 " " 8 ( \* 9 ( 1 \$ " / & - < : ( = > ? @ A @ B  
( M □ □ H □ □ ) T


T I B □ □ □ T I □  
□ ( T □ □ F □ □ ) N : I □ □  
T I 9/ /□□□ □  
□ □ □ □ M □ □  
T □ □ I F □ □ □ □ □ □  
□ □ - □ □ 5 □ □  
( □ □ 5 □ □ )

Ma e ial and Ma e ial Link f Ti le IX Le n and Ac i i ie :

P □ □  
C P  
M  
C R S A □  
://□ /□ /□/ 6 P B BT U9B T M  
9K A 8 P OJB□ □ ? =  
P P P  
://□ /□ /□ □ L P SJM JD RCH  
GH P H KB65E-A/ □ ? =








## Greeting & Title IX Lesson

1. Assign New Partners. Have each one form a pair to ask the other about...
2. Explain the weekly greeting.

1. Conduct the reply greeting in a circle form. Each person in the circle will say their name and do a motion. The motion can be a hand...

Weekly Class Meeting: 2. Conduct the Title IX Lesson for the Week. Review the "Mission Statement" lesson.



! "#\$%&'()\*+,-\$%+, &.#\*+%\$(\$.#"#&, . \*  
/#0()112,3(45, .5'\$43, 610%\$(\$.#"#&, .121789:2; (<(+>=?&! 7! ?ABCDE FE "G7HBI+ ;EJK  
LMNOP!Q!\$2#RS(OT(/"%.5

\*

! "#\$%&'()\*+,-\$%+,&.#\*+%\$(\$.#"#&,.\*

/##0()112,3(45,,5'\$43,610%\$(\$.#"#&, .121789: '2; (<(+=>?&! 7! ?ABCDE FE "G7HBI+;EJK

**Ask and briefly discuss**

After each question, Ask: "If you were a student, how would you respond?"

Sign-up sheets for

"I agree with [Main] w/... we can make

[Main] said, maybe we can all be respectful in addition to

here for them.

Jot notes of the students' responses to use in Step 5.

Lesson/class meeting; students

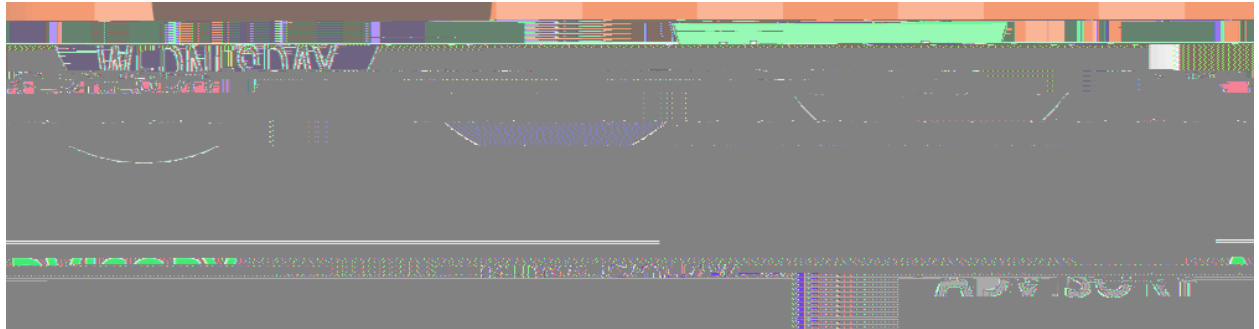
During the activity section of the lesson, students may say some examples such as:

**Examples-**

Written Writing: sexual notes, obsessive love notes, social graffiti








MATERIALS	PURPOSE
each student Chart Paper	
<b>Creating and Meaning Activities</b>	
<b>Conflict Resolution</b>	
Review the "Considerations for Developing Meaningful Conflict Resolution"	
4. Complete the ...	
7. Introduce the topic on conflict resolution.	

! "#\$%&'()\*D, .U'&3#\*C\$(, 'S#&, .\*>#\$(  
/#0()112,3(45, ,5'\$43, 612,3S6\$.#1217GM0HV+#L&&LW'XYL%I\$W6B!BZYKV(Q\$[B  
+ . .B\$\ ?L1\$2&#RS(OT(/ "%&.5\*





**MATERIALS** **PURPOSE**

and Pencil Paper and

**Creating an Asynchronous Morning Circle**

Review the "Considerations for Designing a Morning Circle"

Write about a time you were a bystander to a conflict between

conferences.

**3. One on One Conferences:**

What is one of your concerns about the school?

Is there anything you are concerned about that you would like to report?